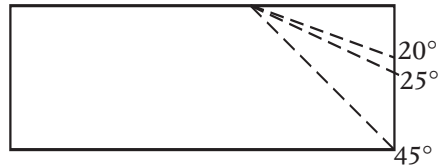


1/2" x 1 1/2" Reducer



**PJ706**



**Custom Angles**

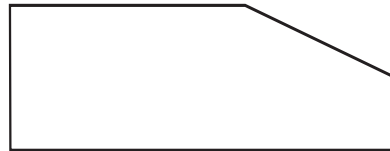
(specify board size, position and angle of cut desired)

1/2" x 2" Reducer

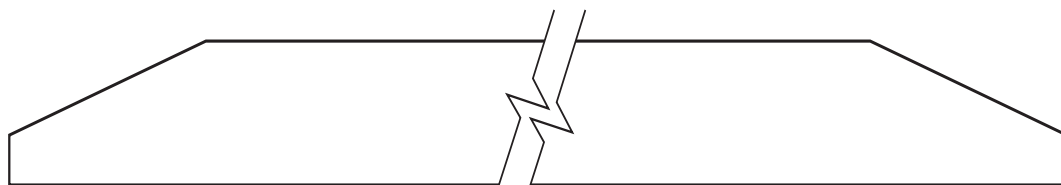


**PJ705**

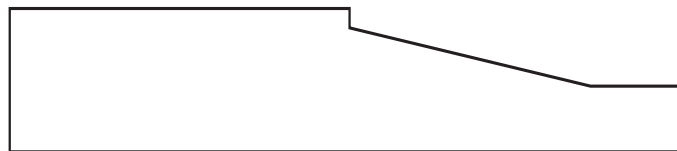
3/4" x 2" Reducer



**45° Angle**



**Threshold**



**PJ701**



**PJ704**